

Hemchand Yadav Vishwavidyala, Durg (C.G.)

Zoology

B.Sc. Part III (2021-22)

Paper-I

ECOLOGY, ENVIRONMENTAL BIOLOGY: TOXICOLOGY, MICROBIOLOGY AND MEDICAL ZOOLOGY

Unit: I (Ecology)

- Aims and scopes of ecology
- Major ecosystems of the world-Brief introduction
- Population- Characteristics and regulation of densities
- Communities and ecosystem
- Bio-geo chemical cycles
- Air & water pollution
- Ecological succession

Unit: II (Environmental Biology)

- Laws of limiting factor
- Food chain in fresh water ecosystem
- Energy flow in ecosystem- Trophic levels
- Conservation of natural resources
- Environmental impact assessment

Unit: III (Toxicology)

- Definition and classification of Toxicants
- Basic Concept of toxicology
- Principal of systematic toxicology
- Heavy metal Toxicity (Arsenic, Mercury, Lead, Cadmium)
- Animal poisons- snake venom, scorpion & bee poisoning
- Food poisoning


Unit: IV (Microbiology)


- General and applied microbiology
- Microbiology of domestic water and sewage
- Microbiology of milk & milk products
- Industrial microbiology: fermentation process, production of penicillin, alcoholic beverages, bioleaching.

Unit: V (Medical Zoology)

- Brief introduction to pathogenic microorganisms, Rickettsia, Spirochaetes, AIDS and Typhoid
- Brief account of life history & pathogenicity of the following pathogens with reference to man: prophylaxis & treatment
- Pathogenic protozoan's- Entamoeba, Trypanosome & Plasmodium
- Pathogenic helminthes- Schistosoma
- Nematode pathogenic parasites of man
- Vector insects


Dr. Anil Kumar


Dr. Anil Kumar


Dr. Anil Kumar




Dr. Anil Kumar



Dr. Anil Kumar

Zoology
B.Sc. Part III (2021-22)
Paper II

GENETICS, CELL PHYSIOLOGY, BIOCHEMISTRY, BIOTECHNOLOGY AND BIOTECHNIQUES

Unit: I (Genetics)

- Linkage & linkage maps, Sex Determination and Sex Linkage
- Gene interaction- Incomplete dominance & Codominance, Supplementary gene, Complementary gene, Epistasis Lethal gene, Pleiotropic gene and multiple alleles.
- Mutation: Gene and chromosomal mutation
- Human genetics: chromosomal alteration: Down, Edward, Patau, Turner and Klinefelter Syndrome Single gene disorders: Alkaptonuria, Phenylketonuria, Sickle cell anemia, albinism and colour blindness

Unit: II (Cell Physiology)

- General idea about pH & buffer
- Transport across membrane: Diffusion and Osmosis
- Active transport in mitochondria & endoplasmic reticulum
- Enzymes-classification and Action

Unit: III (Biochemistry)

- Amino acids & peptides- Basic structure & biological function
- Carbohydrates & its metabolism- Glycogenesis; Gluconeogenesis; Glycolysis; Glycogenolysis; C₃-cycle
- Lipid metabolism- Oxidation of glycerol; Oxidation of fatty acids
- Protein Catabolism- Deamination, transamination, transmethylation


Unit: IV (Biotechnology)

- Application of Biotechnology
- Recombinant DNA & Gene cloning
- Cloned genes & other tools of biotechnology (Tissue culture, Hybridoma, Transgenic Animals and Gene library)


Unit: V (Biotechniques)

1. Principles & techniques about the following:
 - (i) pH meter
 - (ii) Colorimeter
 - (iii) Microscopy- Light microscopes: Compound, Phase contrast & Electron microscopes
 - (iv) Centrifuge
 - (v) Separation of biomolecules by chromatography & electrophoresis


Dr. Anil Kumar


Dr. Anil Kumar


Dr. Anil Kumar




Dr. Anil Kumar


Dr. Anil Kumar

B. Sc. Part III (2021-22)

Zoology Practical

The practical work in general shall be based on syllabus prescribed in theory.

The candidates will be required to show knowledge of the following:

- Estimation of population density, percentage frequency, relative density.
- Analysis of producers and consumers in grassland.
- Detection of gram-negative and gram-positive bacteria.
- Blood group detection (A,B,AB,O)
- R. B. C. and W.B.C count
- Blood coagulation time
- Preparation of hematin crystals from blood of rat
- Observation of *Drosophila*, wild and mutant.
- Chromatography-Paper or gel.
- Colorimetric estimation of Protein.
- Mitosis in onion root tip.
- Biochemical detection of Carbohydrate, Protein and Lipid.
- Study of permanent slides of parasites, based on theory paper.
- Working principles of pH meter, colorimeter, centrifuge and microscope.

Scheme of marks distribution

Time: 3:30hrs

• Hematological Experiment	08
• Ecological Experiment: Grassland Ecosystem/ Population Density/Frequency/relative density	06
• Bacterial staining	05
• Biochemical experiment	06
• Practical based on Instrumentation (Chromatography/ pH meter/microscope/centrifuge.	05
• Spotting (5 spots)	10
7. Viva	05
8. Sessional	05